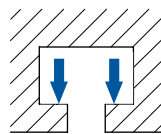
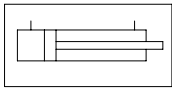


Hydraulic Clamp Cylinder HSZ

Application area

- For medium and large presses
- For clamping lower dies
- For dies with T-slots
- Fixed installation in press bed

Mode of operation




- A double-acting hydraulic cylinder provides the clamping force.

Description

The hydraulically driven clamping cylinder of the clamp unit generates the required clamping force directly. In order to secure the clamping force, hydraulic pressure must be maintained (e.g. with pilot-controlled check valves). Pressure sensing by the pressure switch on the hydraulic power pack is required.

Accessories

- Pilot-controlled check valves
- Fittings
- Hydraulic hoses / Hydraulic Accessories
- Hydraulic power packs
- Limit switches / cable



Advantages

- Large clamping dimension tolerance
- High clamping force and small dimensions
- Fully automatic operation
- Continuous clamping force monitoring by pressure sensing
- Minimal installation investment
- Practically maintenance free

Technical data

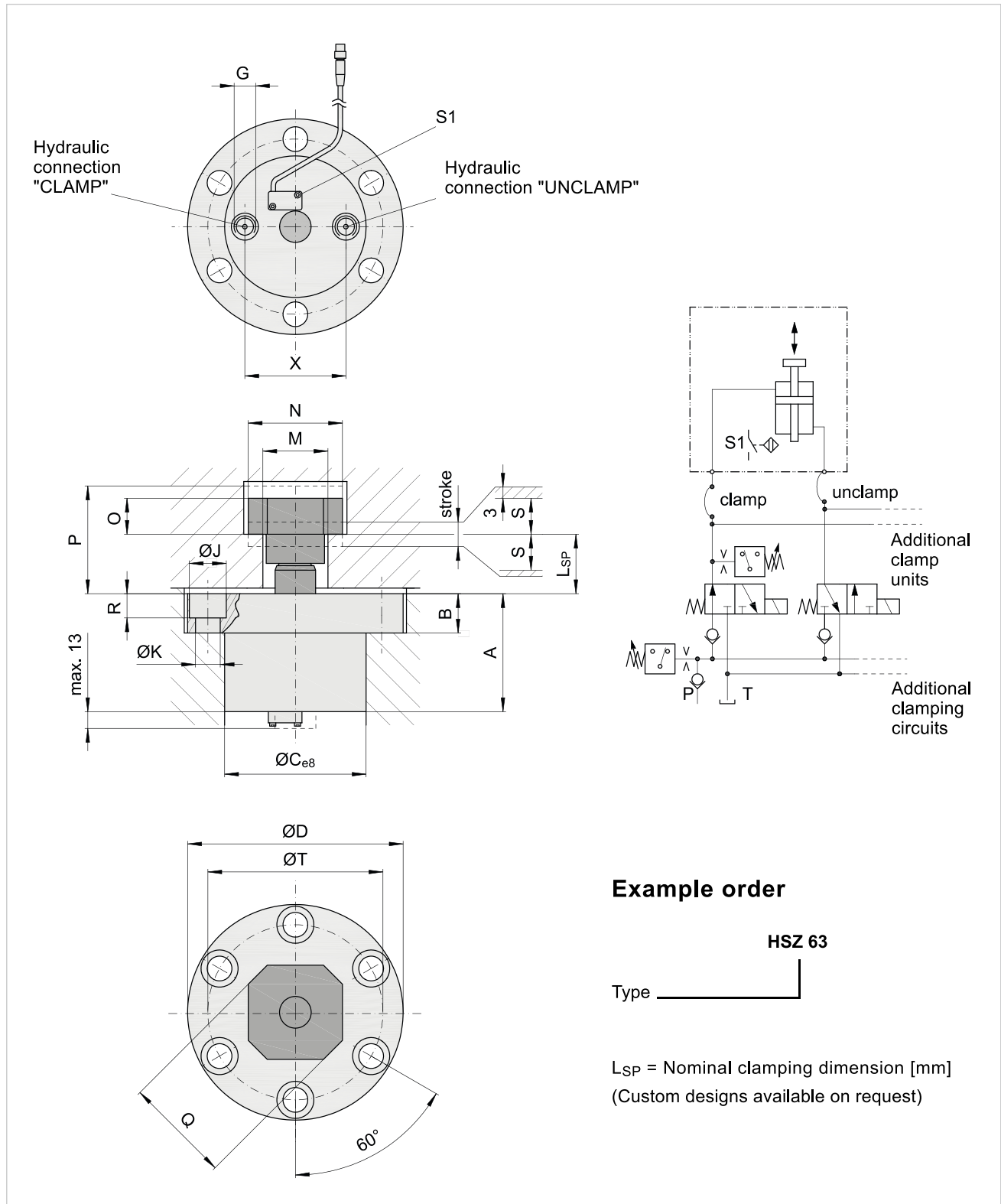
Type	HSZ 63	HSZ 100	HSZ 160
Clamping force [kN] / at operating pressure [bar]	63 / 400	100 / 400	160 / 400
Max. loading force [kN] ¹⁾	75	125	200
Max. operating pressure [bar]	400		
Clamping dimension tolerance [mm]	+/- 3		
Stroke [mm]	10		
Oil volume: Clamp / unclamp [cm ³]	16 / 16	26 / 26	43 / 40
Limit switch: Number / type	· 1 inductive proximity switch		
Supply voltage	· 10-30 V DC		
Connection type	· Plug-in type (M8x1), cable length ca. 0,2 m		
Designation	· Tie rod head in clamping area S1		
Max. operating temperature [°C]	70		

1) Mechanical damage may occur at higher loads.

Fixing is achieved with six screws DIN EN ISO 4762 strength class 10.9 (not included).

Hydraulic Clamp Cylinder

HSZ



Example order

HSZ 63
Type _____

L_{SP} = Nominal clamping dimension [mm]
(Custom designs available on request)

Type	stroke	S	A	B	ØC	ØD	G	ØJ	ØK	M	N	O	P	Q	R	ØT	X	L_{SP}
HSZ 63	10	3	75	20	82	128	G 1/4	20	13	38	52	18	54	65	13	104	60	28
HSZ 100	10	3	90	28	104	160	G 3/8	26	18	48	-	26	71	74	17	130	76	37
HSZ 160	10	3	105	35	126	192	G 3/8	33	22	58	84	32	88	95	21	156	90	48